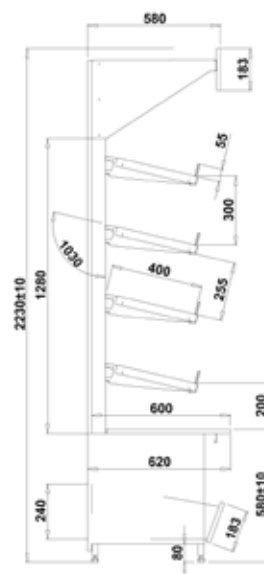



Display Shelving - I-Michael



- 1.0 A = 816 [mm] B = 920 [mm]
- 1.3 A = 1126 [mm] B = 1230 [mm]
- 1.6 A = 672 [mm] B = 1530 [mm]
- 1.9 A = 822 [mm] B = 1830 [mm]
- 2.5 A = 1129 [mm] B = 2445 [mm]

I-Michael*

Technical parameters:

Model	Dimension (ext.) H x W x D [mm]	Power Consumption [kWh/24h]	Weight [kg]
I-Michael 1.0	2230 x 920 x 580	0,60	90
I-Michael 1.3	2230 x 1230 x 580	1,00	120
I-Michael 1.6	2230 x 1530 x 580	1,20	150
I-Michael 1.9	2230 x 1830 x 580	1,40	180
I-Michael 2.5	2230 x 2445 x 580	2,10	200

* - Picture above presents unit with either some or all available extras. Please note that the look of basic version of cabinet, or one of your choice, may vary from presented.

Display Shelving - I-Michael



I-Michael*





















Description:

- power supply 230V / 50Hz
- bottom drawer made of melamine - choice of colours
- back of the cabinet made of melamine - choice of colours
- bottom shelf made of melamine - choice of colours
- shelves and shelf frame made of powder coated steel - choice of colours
- adjustable shelves
- 4 shelf levels
- LED lighting under each shelf - confectionary colour
- top mirror

Available options:

- drawer LED illumination - confectionary colour

Choice of colours:

	Gold	Silver							
Aluminium frames colours:									
Melamine colours:	U 2656 	D 381 	D 9200 	U 190 	D 9103 	D 708 	D 9119 	D 9300 	D 9476 
	D 1972 	R 4992 	D 379 	D 775 	D 466 	D 9310 	D 9311 	D 9451 	D 9164 

* - Picture above presents unit with either some or all available extras. Please note that the look of basic version of cabinet, or one of your choice, may vary from presented.